

Spring 2026

## Individual Instructor Report - 26S EPS SCI 0298 LEC 003\_JEWITT,D.C.



Created Friday, June 12, 2026



Courses Audience: 3  
Responses Received: 1  
Response Ratio: 33.33%

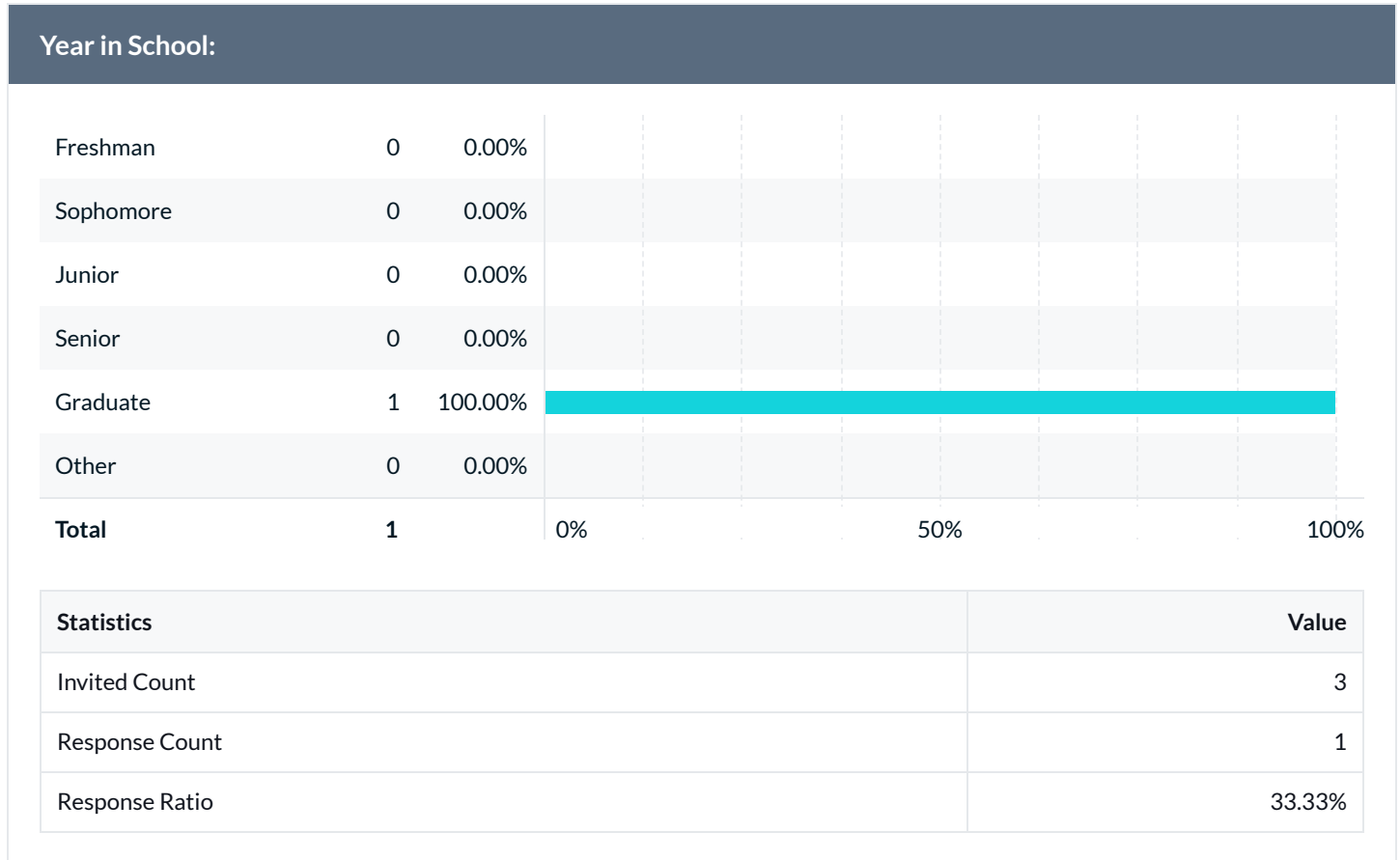
### Report Comments

---

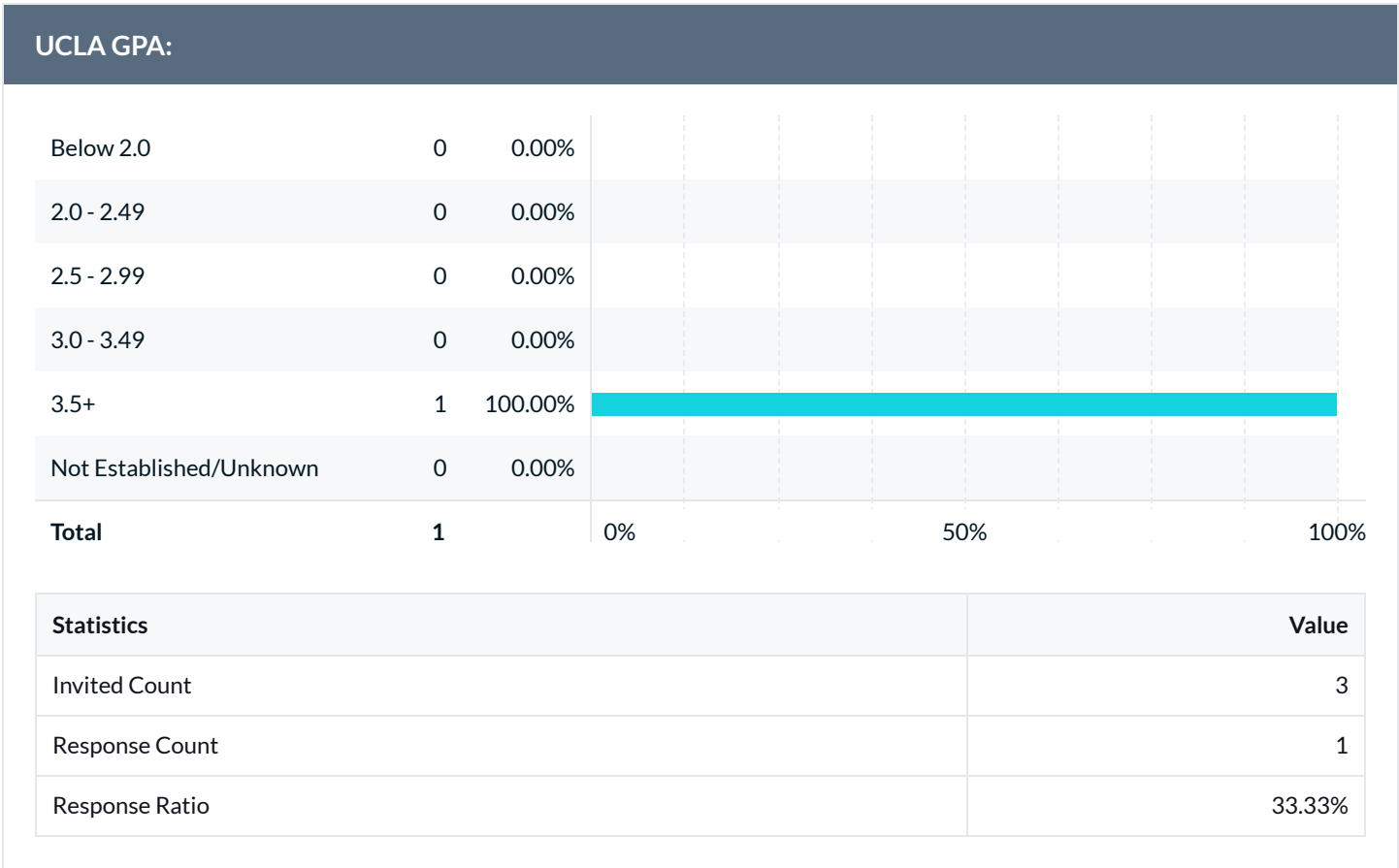
Please find your Instructor Summary Report below. Please visit the [Student Experiences of Teaching website](#) for additional information.

## Background Information

### Year in School:



## UCLA GPA:



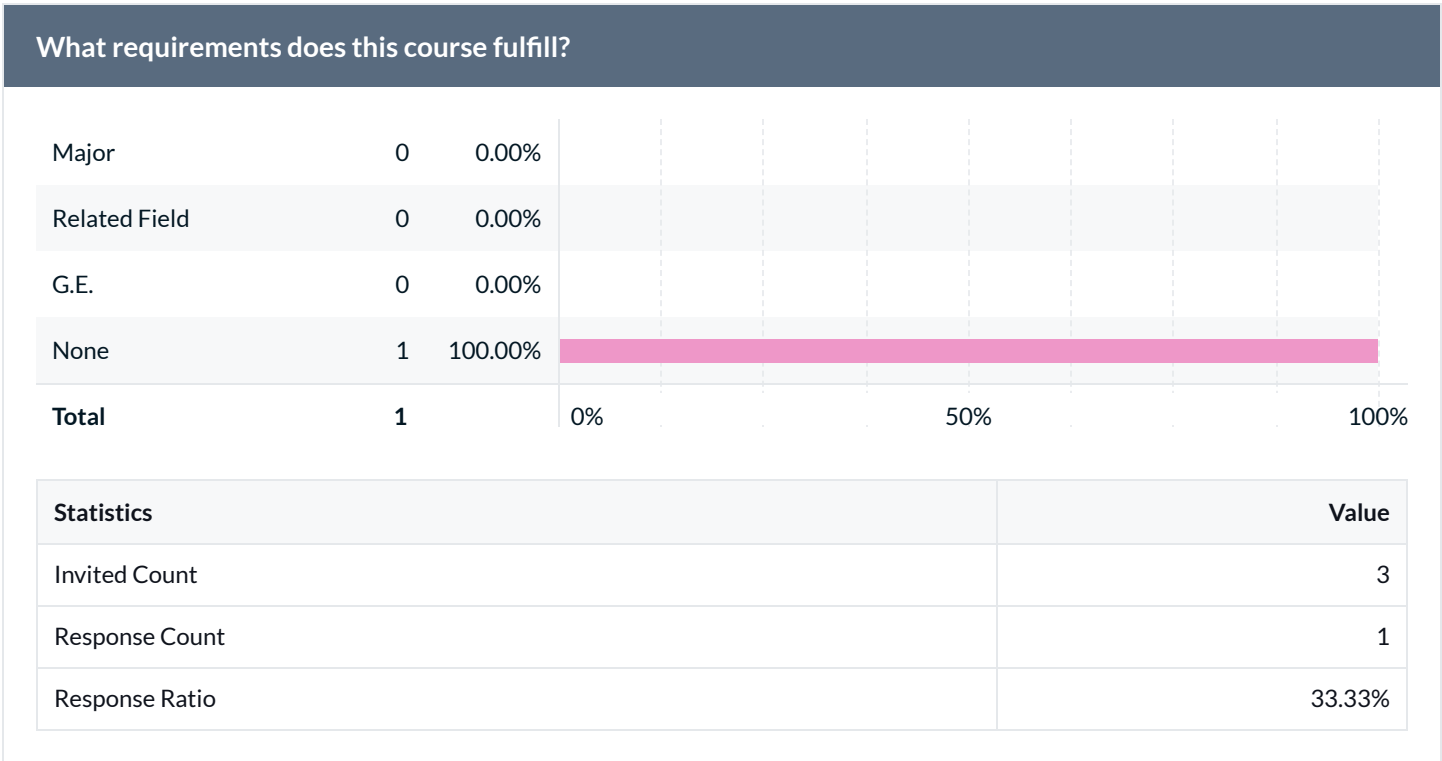
## Expected Grade:

**Expected Grade:**

Grade	Count	Percentage	Progress
A	1	100.00%	<div style="width: 100%; height: 10px; background-color: #00728f;"></div>
B	0	0.00%	<div style="width: 0%; height: 10px; background-color: #d9d9d9;"></div>
C	0	0.00%	<div style="width: 0%; height: 10px; background-color: #d9d9d9;"></div>
D	0	0.00%	<div style="width: 0%; height: 10px; background-color: #d9d9d9;"></div>
F	0	0.00%	<div style="width: 0%; height: 10px; background-color: #d9d9d9;"></div>
P	0	0.00%	<div style="width: 0%; height: 10px; background-color: #d9d9d9;"></div>
NP	0	0.00%	<div style="width: 0%; height: 10px; background-color: #d9d9d9;"></div>
S	0	0.00%	<div style="width: 0%; height: 10px; background-color: #d9d9d9;"></div>
U	0	0.00%	<div style="width: 0%; height: 10px; background-color: #d9d9d9;"></div>
Unsure	0	0.00%	<div style="width: 0%; height: 10px; background-color: #d9d9d9;"></div>
<b>Total</b>	<b>1</b>	<b>0%</b>	

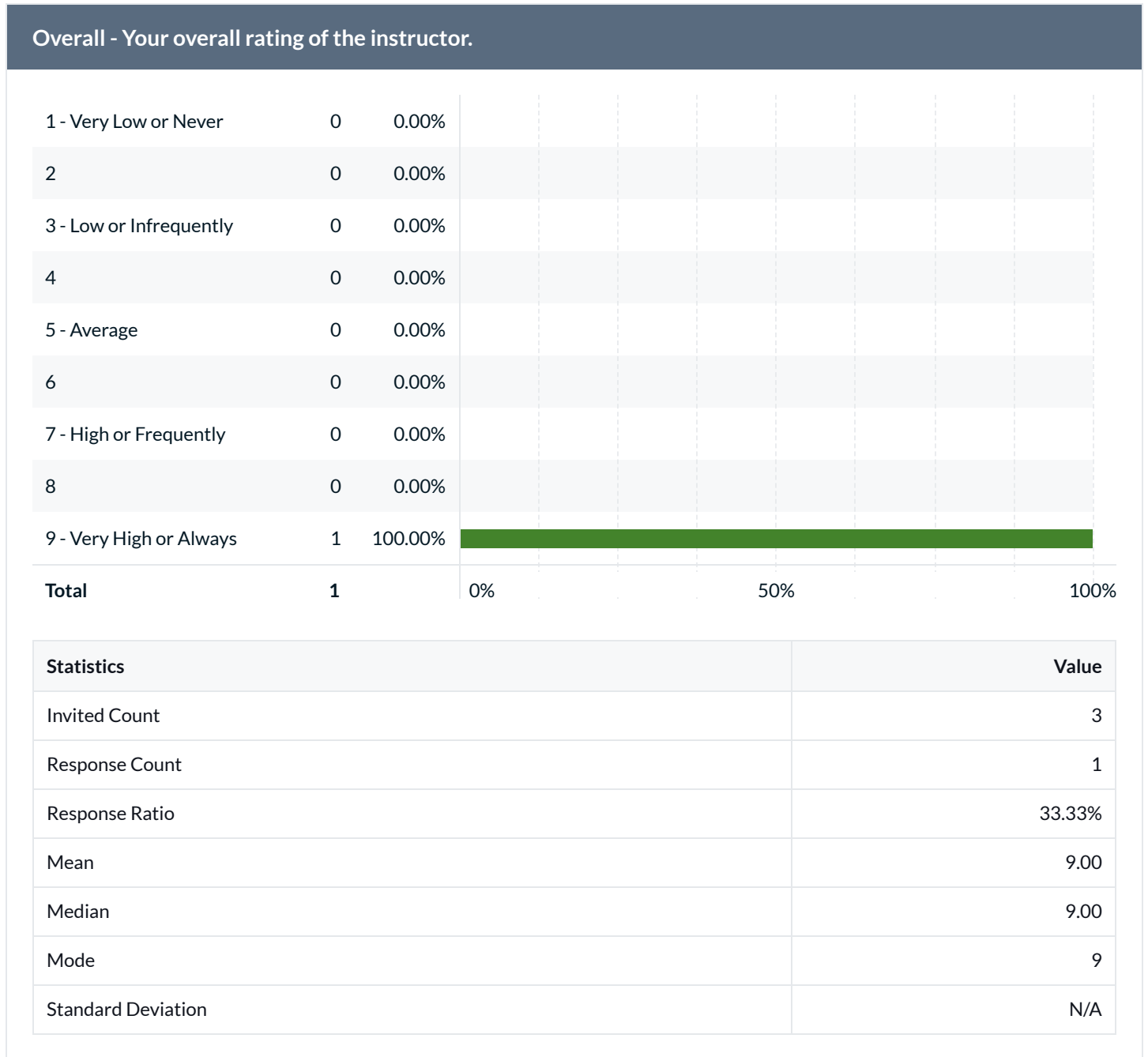
Statistics	Value
Invited Count	3
Response Count	1
Response Ratio	33.33%
Standard Deviation	N/A

## What requirements does this course fulfill?

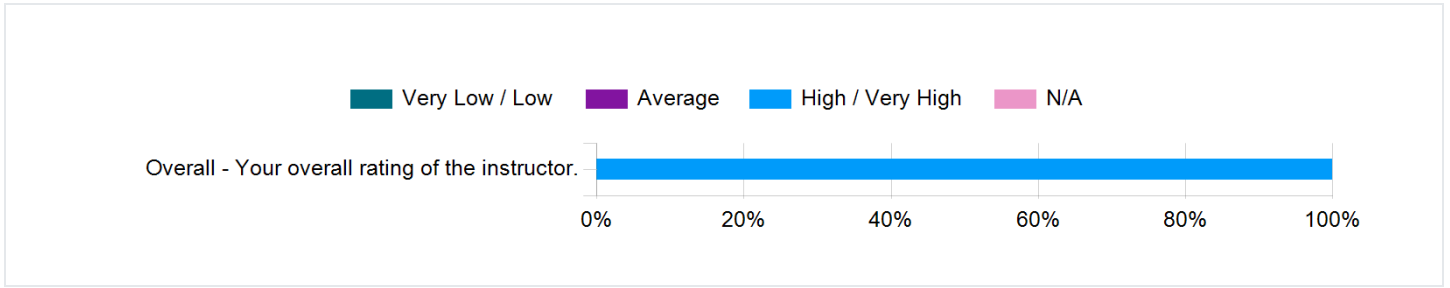


## Overall Rating

### Overall - Your overall rating of the instructor.



### Overall - Your overall rating of the instructor.



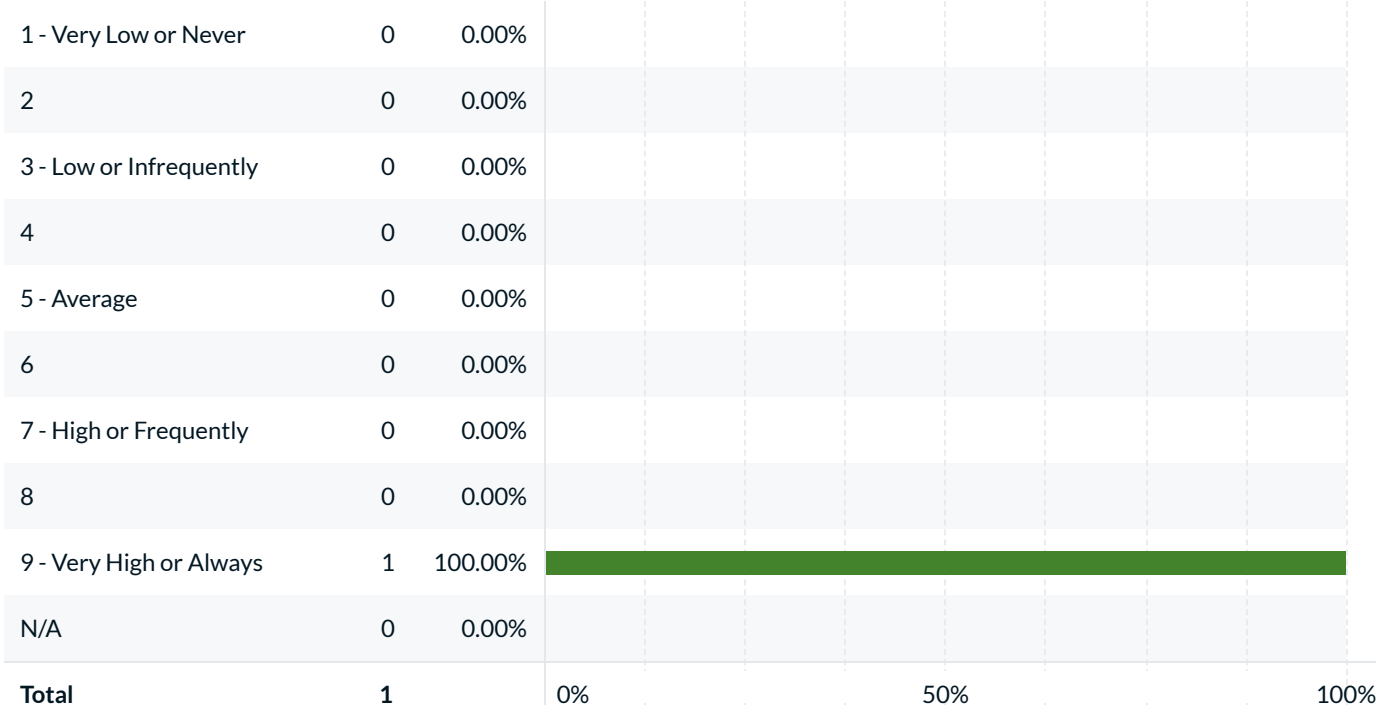
### Overall - Your overall rating of the instructor.

1 - Very Low or Never, 3 - Low or Infrequently, 5 - Average, 7 - High or Frequently, 9 - Very High or Always

Enrolled	Response Rate	Mean	Median	Mode	SD
3	33.33%	9.00	9.00	9	N/A

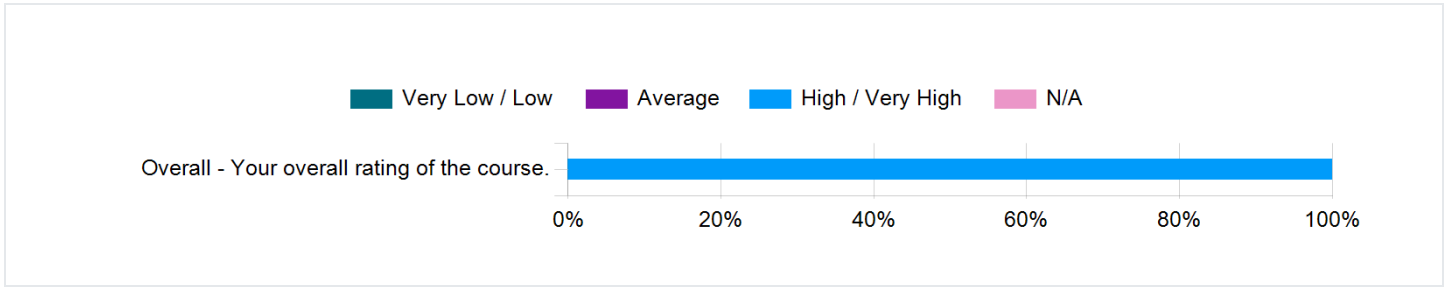
## Overall - Your overall rating of the course.

Overall - Your overall rating of the course.



Statistics	Value
Invited Count	3
Response Count	1
Response Ratio	33.33%
Mean	9.00
Median	9.00
Mode	9
Standard Deviation	N/A

### Overall - Your overall rating of the course.



### Overall - Your overall rating of the course.

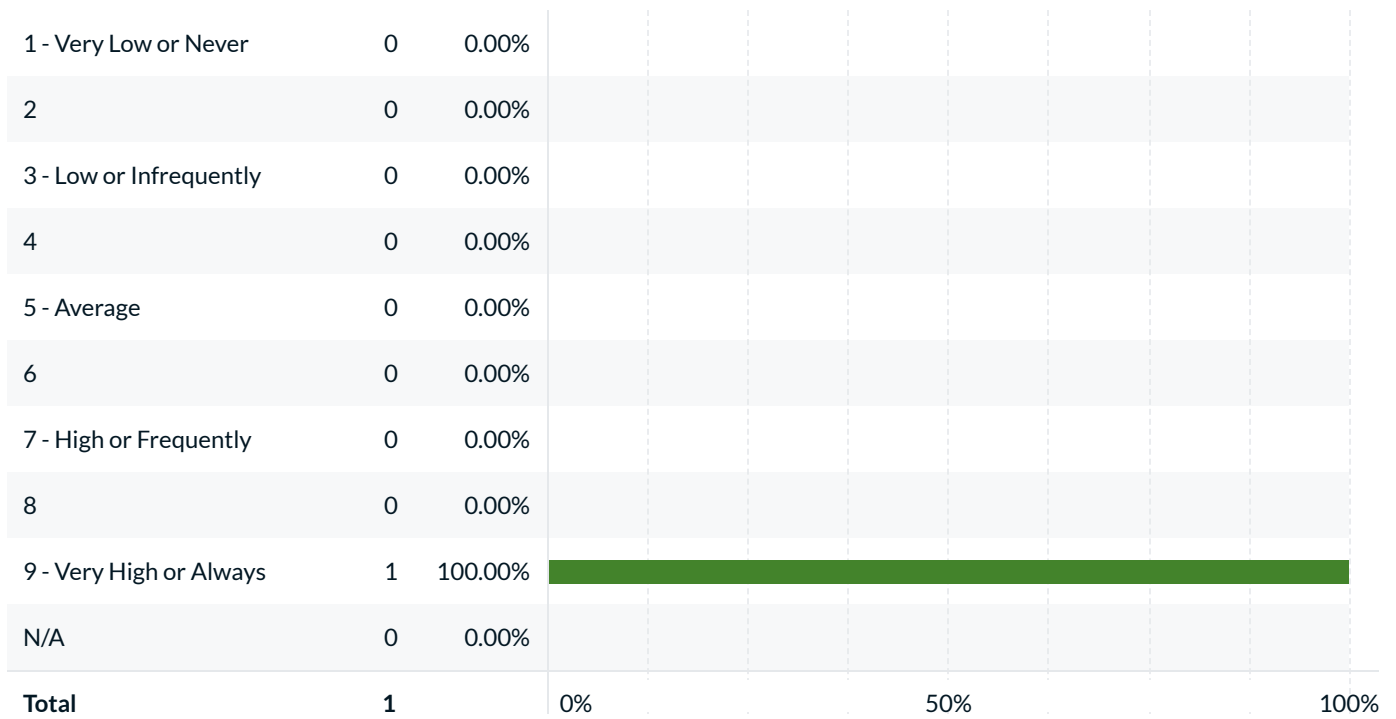
1 - Very Low or Never, 3 - Low or Infrequently, 5 - Average, 7 - High or Frequently, 9 - Very High or Always

Enrolled	Response Rate	Mean	Median	Mode	SD
3	33.33%	9.00	9.00	9	N/A

## Questions focused on Instructor

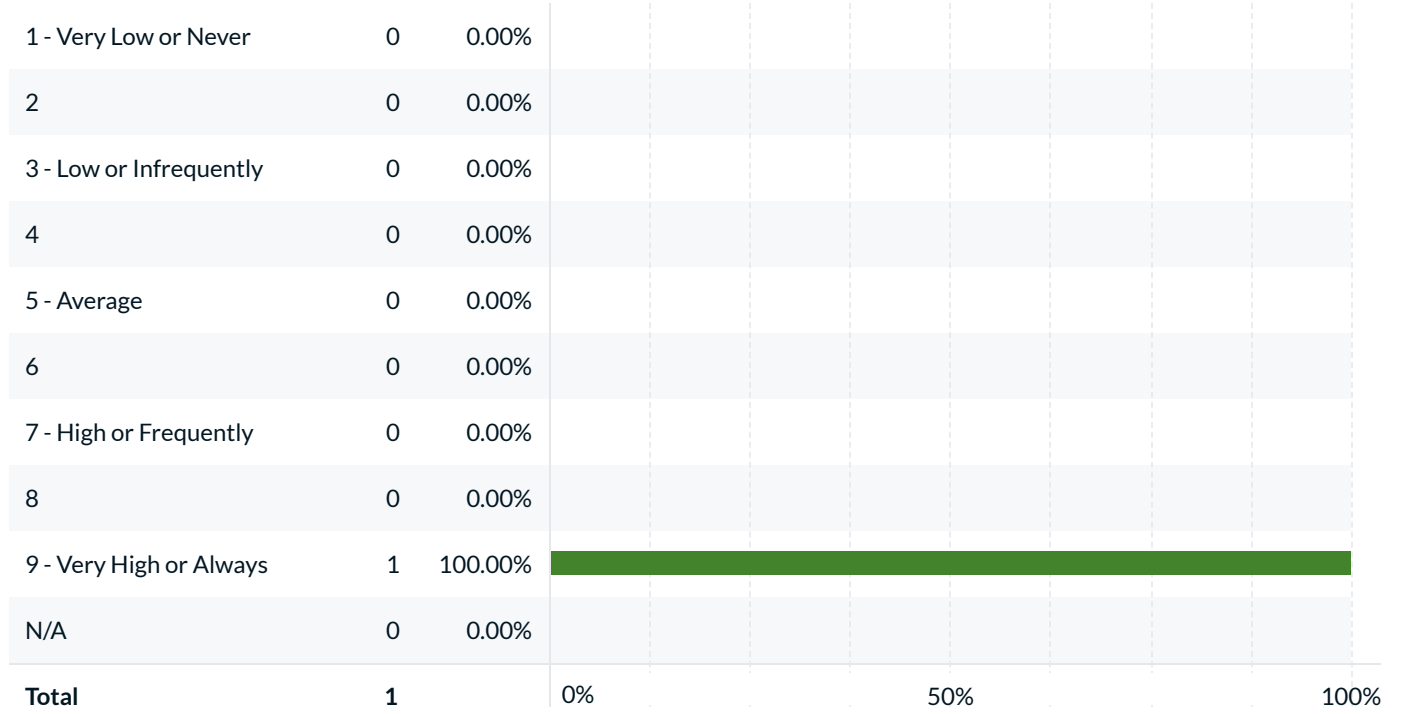
### To What Extent Do You Feel That:

#### 1. Instructor Concern - The instructor was concerned about student learning.



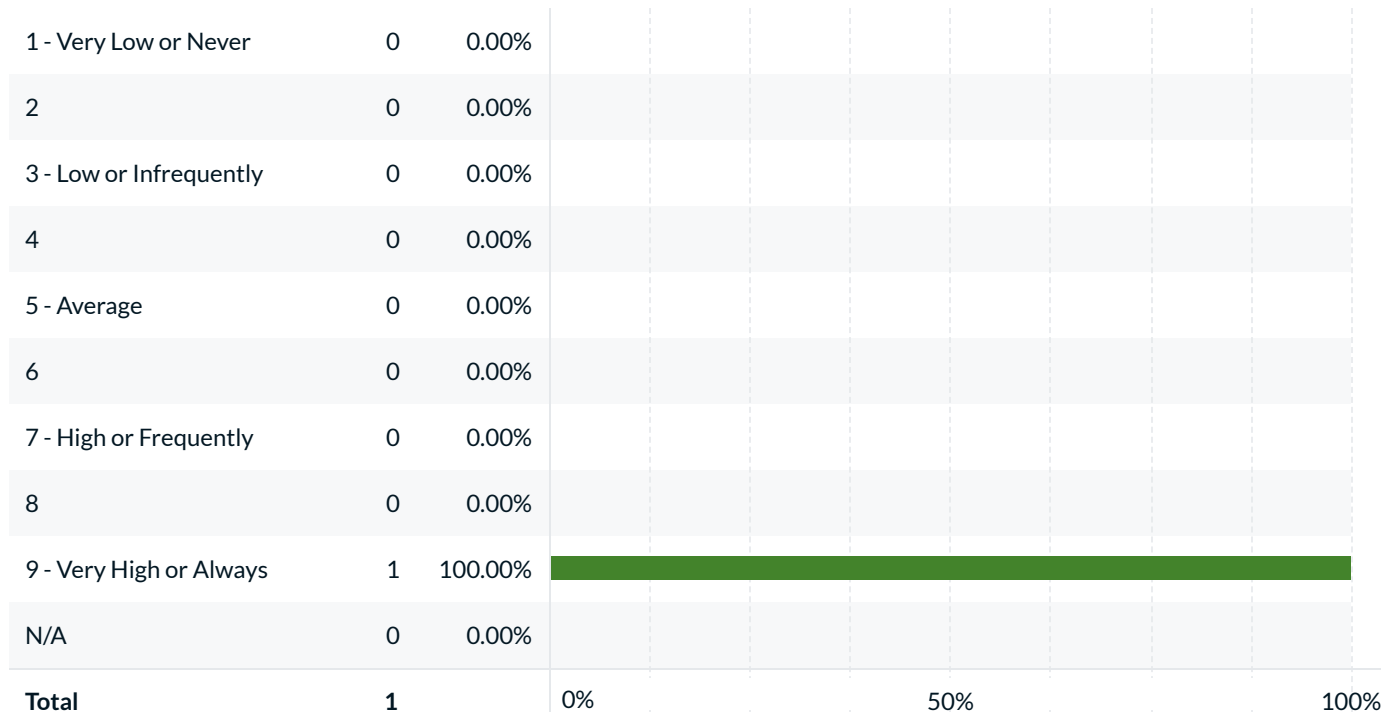
Statistics	Value
Invited Count	3
Response Count	1
Response Ratio	33.33%
Mean	9.00
Median	9.00
Mode	9
Standard Deviation	N/A

## 2. Organization - Class presentations were well prepared and organized.



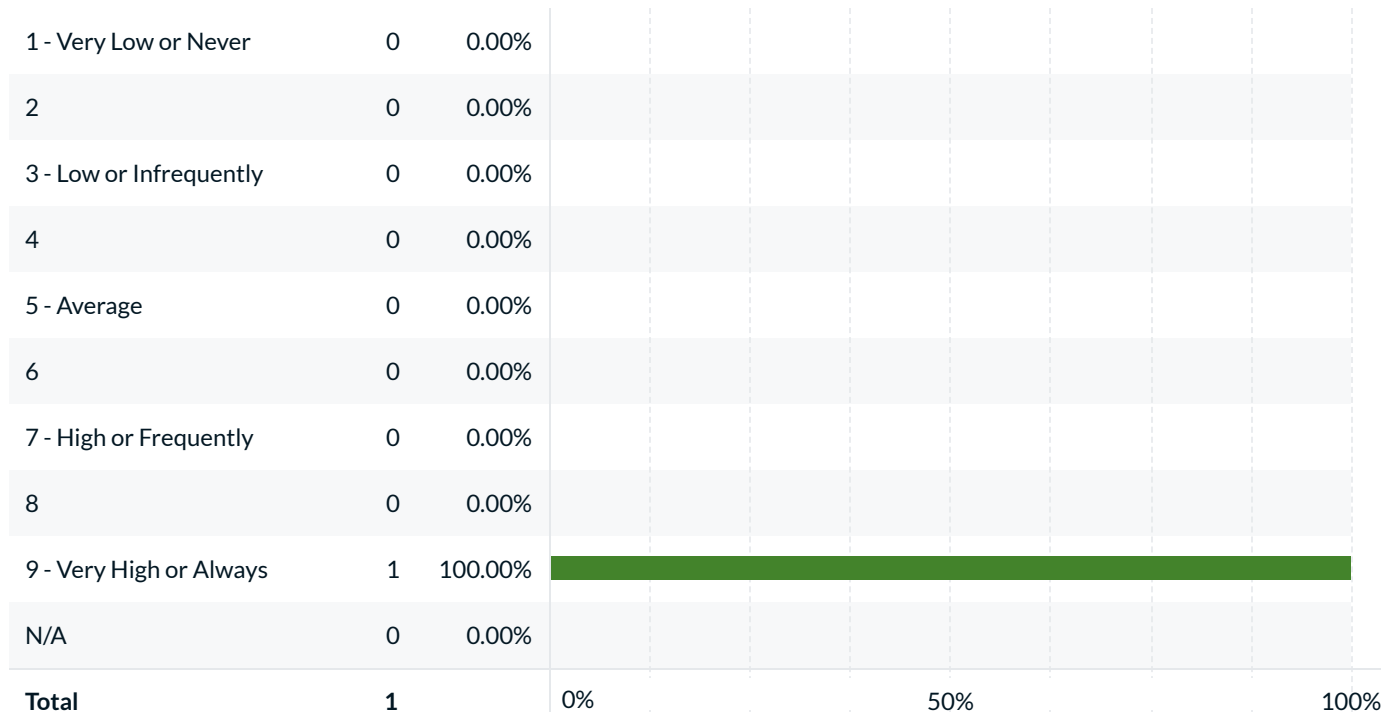
Statistics	Value
Invited Count	3
Response Count	1
Response Ratio	33.33%
Mean	9.00
Median	9.00
Mode	9
Standard Deviation	N/A

### 3. Interaction - Students felt welcome in seeking help in or outside of the class.



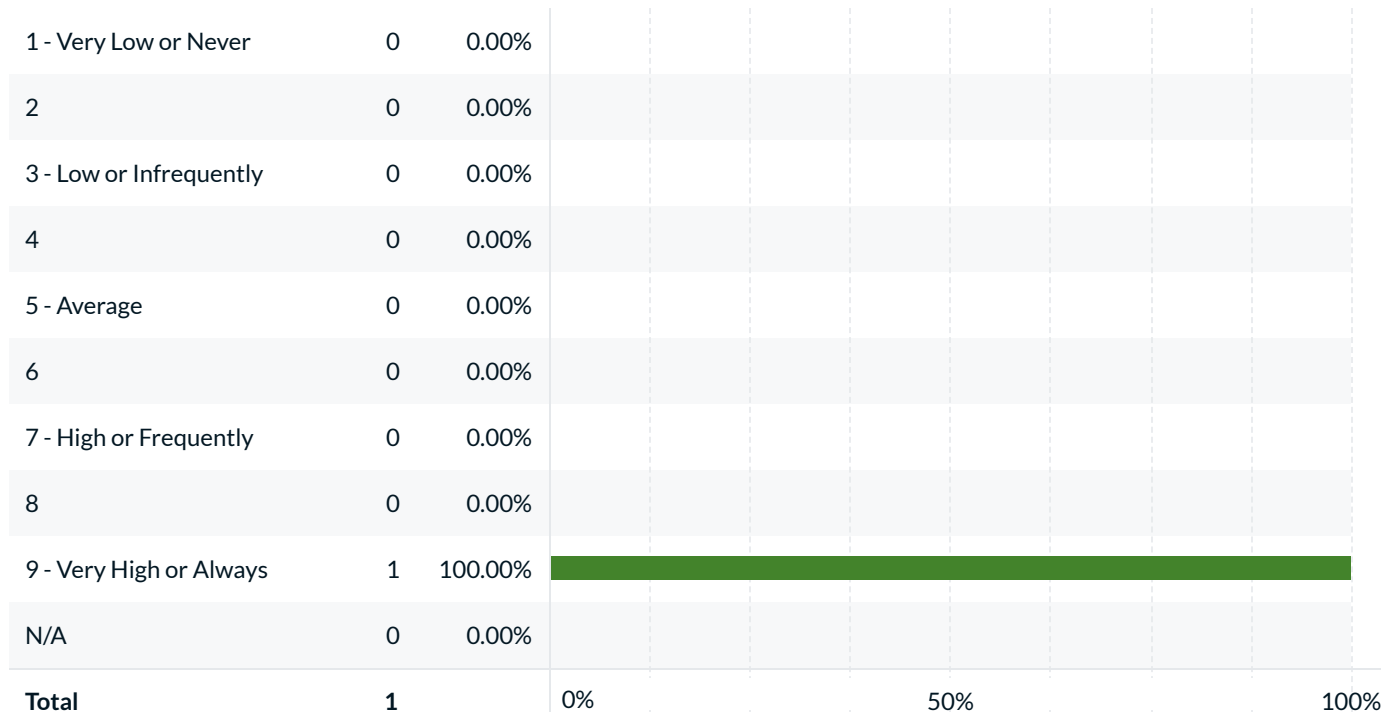
Statistics	Value
Invited Count	3
Response Count	1
Response Ratio	33.33%
Mean	9.00
Median	9.00
Mode	9
Standard Deviation	N/A

**4. Communication Skills - The instructor had good communication skills.**



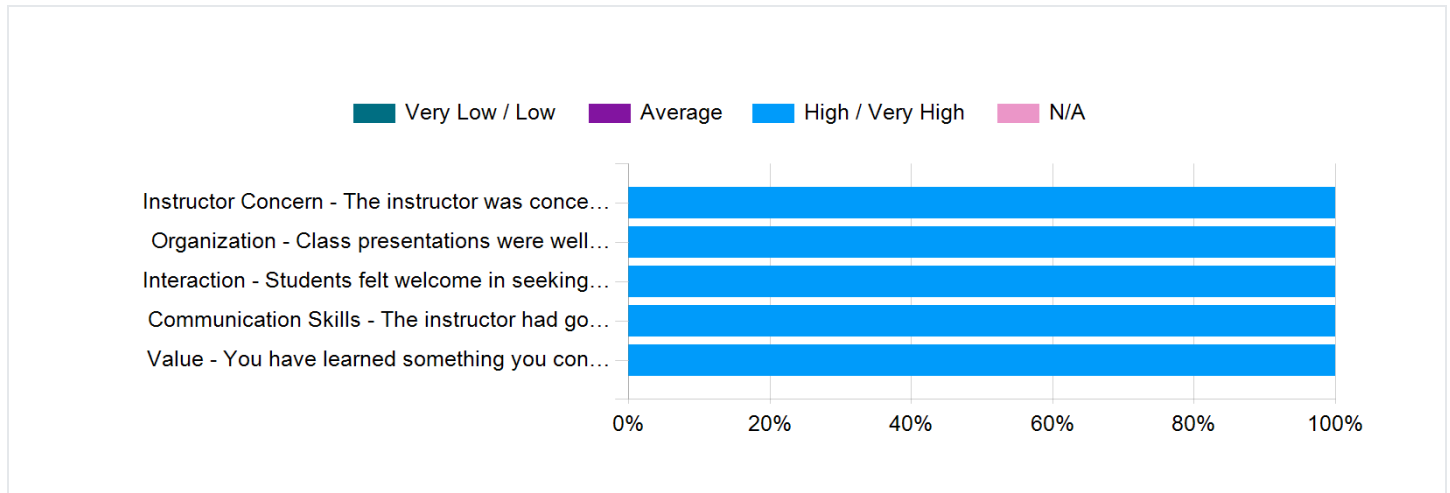
Statistics	Value
Invited Count	3
Response Count	1
Response Ratio	33.33%
Mean	9.00
Median	9.00
Mode	9
Standard Deviation	N/A

**5. Value - You have learned something you consider valuable.**



Statistics	Value
Invited Count	3
Response Count	1
Response Ratio	33.33%
Mean	9.00
Median	9.00
Mode	9
Standard Deviation	N/A

### To What Extent Do You Feel That:



### To What Extent Do You Feel That:


1 - Very Low or Never, 3 - Low or Infrequently, 5 - Average, 7 - High or Frequently, 9 - Very High or Always

	Enrolled	Response Rate	Mean	Median	Mode	SD
Instructor Concern - The instructor was concerned about student learning.	3	33.33%	9.00	9.00	9	N/A
Organization - Class presentations were well prepared and organized.	3	33.33%	9.00	9.00	9	N/A
Interaction - Students felt welcome in seeking help in or outside of the class.	3	33.33%	9.00	9.00	9	N/A
Communication Skills - The instructor had good communication skills.	3	33.33%	9.00	9.00	9	N/A
Value - You have learned something you consider valuable.	3	33.33%	9.00	9.00	9	N/A

## Questions focused on Course

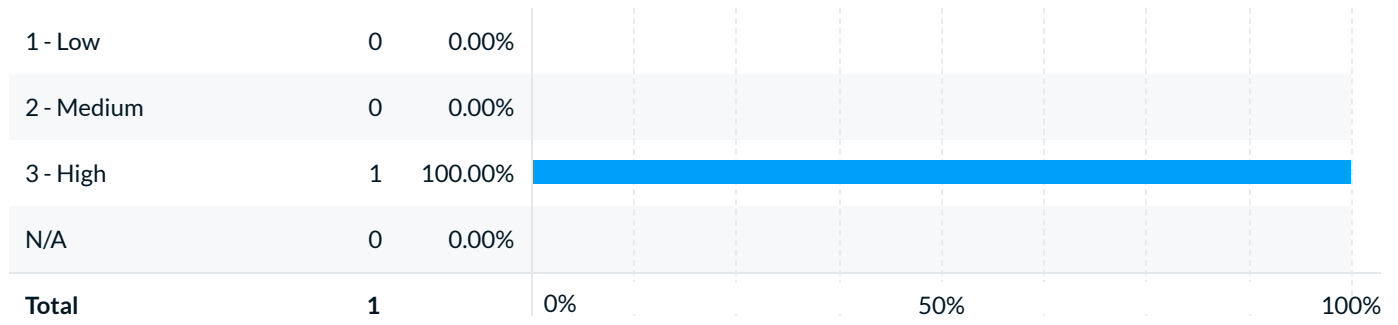
### Your View of Course Characteristics:

#### 1. Subject interest before course

1 - Low	0	0.00%	
2 - Medium	1	100.00%	
3 - High	0	0.00%	
N/A	0	0.00%	
<b>Total</b>	<b>1</b>	<b>0%</b>	<b>0% 50% 100%</b>

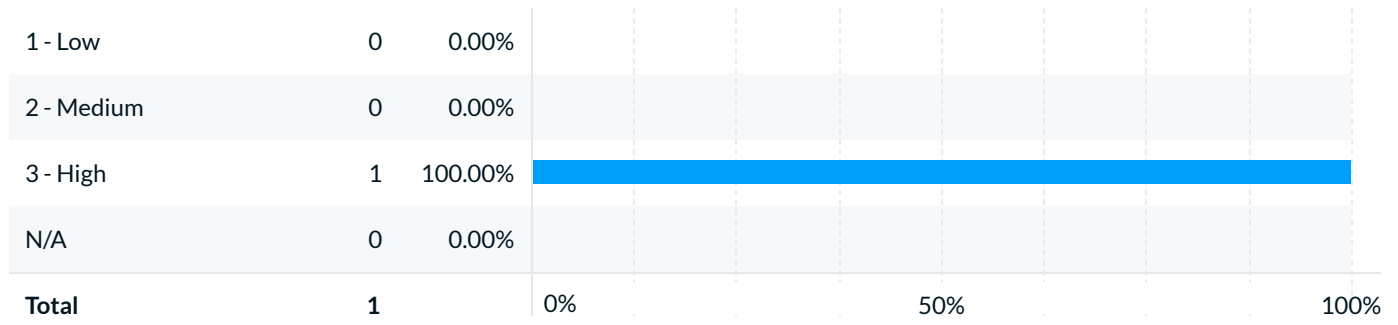
Statistics	Value
Invited Count	3
Response Count	1
Response Ratio	33.33%
Mean	2.00
Median	2.00
Mode	2
Standard Deviation	N/A

## 2. Subject interest after course



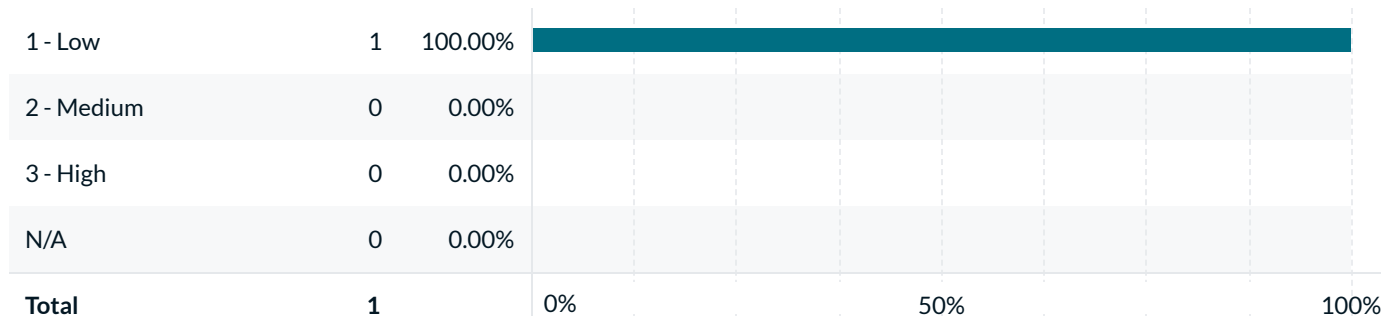
Statistics	Value
Invited Count	3
Response Count	1
Response Ratio	33.33%
Mean	3.00
Median	3.00
Mode	3
Standard Deviation	N/A

### 3. Mastery of course material



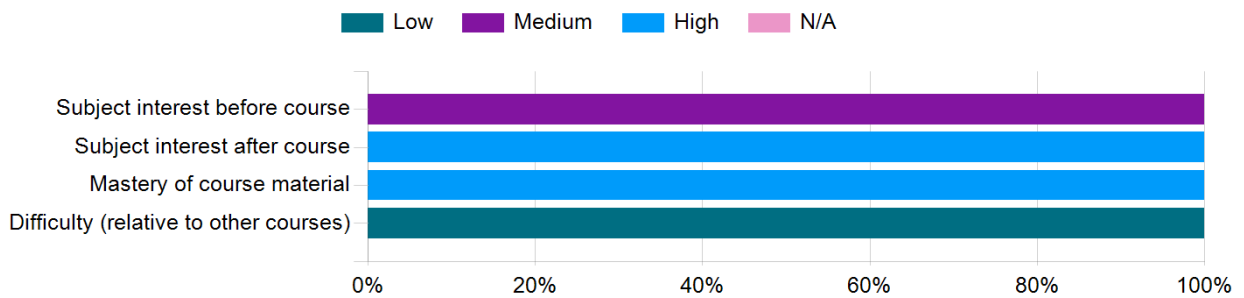
Statistics	Value
Invited Count	3
Response Count	1
Response Ratio	33.33%
Mean	3.00
Median	3.00
Mode	3
Standard Deviation	N/A

#### 4. Difficulty (relative to other courses)



Statistics	Value
Invited Count	3
Response Count	1
Response Ratio	33.33%
Mean	1.00
Median	1.00
Mode	1
Standard Deviation	N/A

#### Your View of Course Characteristics:

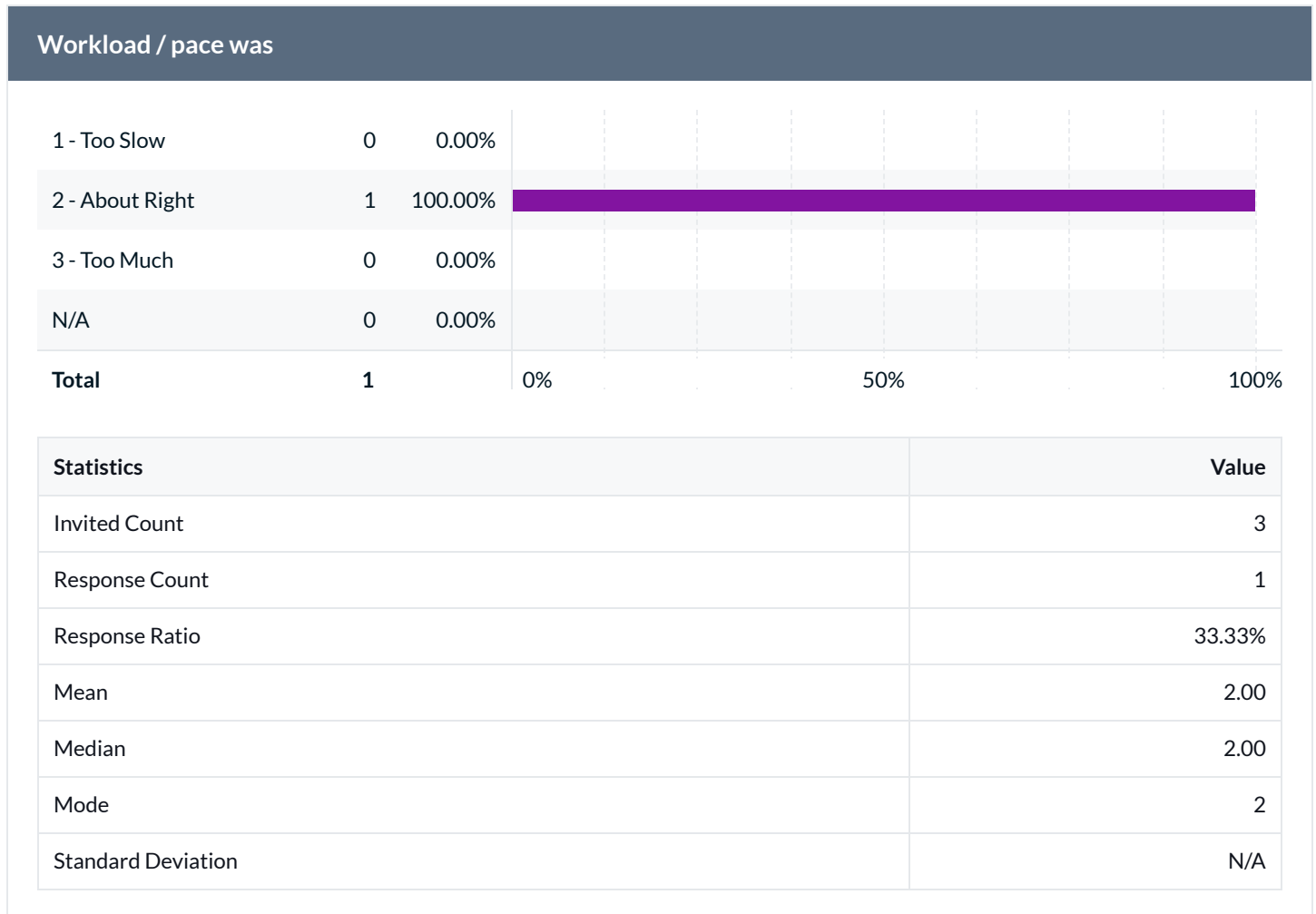


## Your View of Course Characteristics:

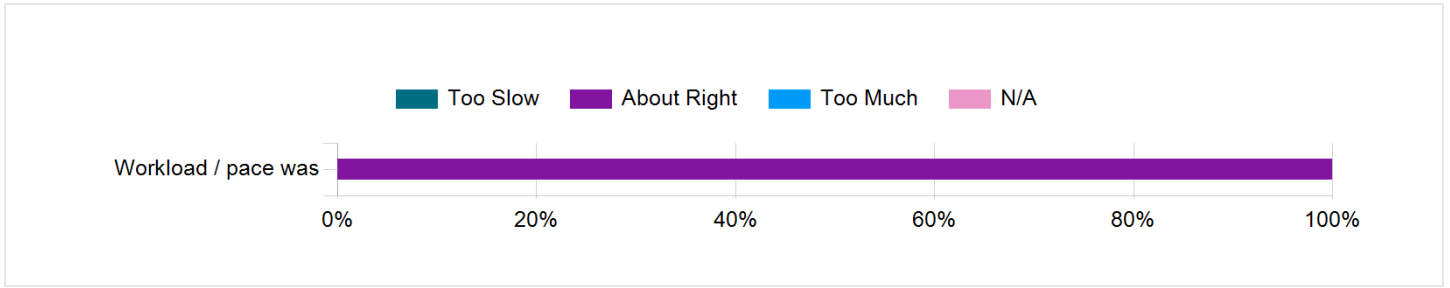
1 - Low, 2 - Medium, 3 - High

	Enrolled	Response Rate	Mean	Median	Mode	SD
Subject interest before course	3	33.33%	2.00	2.00	2	N/A
Subject interest after course	3	33.33%	3.00	3.00	3	N/A
Mastery of course material	3	33.33%	3.00	3.00	3	N/A
Difficulty (relative to other courses)	3	33.33%	1.00	1.00	1	N/A

## Your View of Course Characteristics:



## Your View of Course Characteristics:



## Your View of Course Characteristics:

1 - Too Slow, 2 - About Right, 3 - Too Much

	Enrolled	Response Rate	Mean	Median	Mode	SD
Workload / pace was	3	33.33%	2.00	2.00	2	N/A

## Your View of Course Characteristics:

### 1. Texts, required readings

1 - Poor	0	0.00%	
2 - Average	0	0.00%	
3 - Excellent	0	0.00%	
N/A	1	100.00%	
<b>Total</b>	<b>1</b>	<b>0%</b>	<b>100%</b>

Statistics	Value
Invited Count	3
Response Count	1
Response Ratio	33.33%
Mean	N/A
Median	N/A
Mode	NRP
Standard Deviation	N/A

## 2. Homework assignments

1 - Poor	0	0.00%							
2 - Average	0	0.00%							
3 - Excellent	1	100.00%							
N/A	0	0.00%							
<b>Total</b>	<b>1</b>		0%			50%			100%

Statistics	Value
Invited Count	3
Response Count	1
Response Ratio	33.33%
Mean	3.00
Median	3.00
Mode	3
Standard Deviation	N/A

### 3. Graded materials, examinations

1 - Poor	0	0.00%							
2 - Average	0	0.00%							
3 - Excellent	1	100.00%							
N/A	0	0.00%							
<b>Total</b>	<b>1</b>		0%			50%			100%

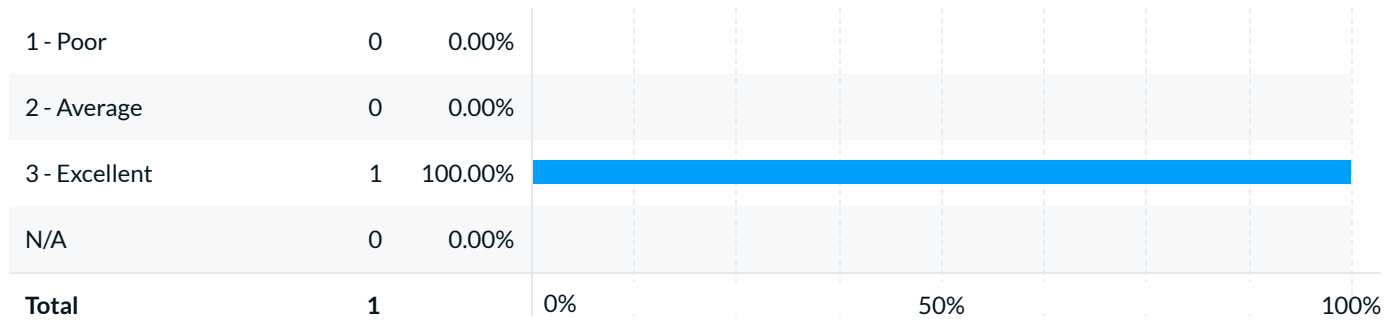
Statistics	Value
Invited Count	3
Response Count	1
Response Ratio	33.33%
Mean	3.00
Median	3.00
Mode	3
Standard Deviation	N/A

#### 4. Lecture presentations

1 - Poor	0	0.00%							
2 - Average	0	0.00%							
3 - Excellent	1	100.00%							
N/A	0	0.00%							
<b>Total</b>	<b>1</b>		0%			50%			100%

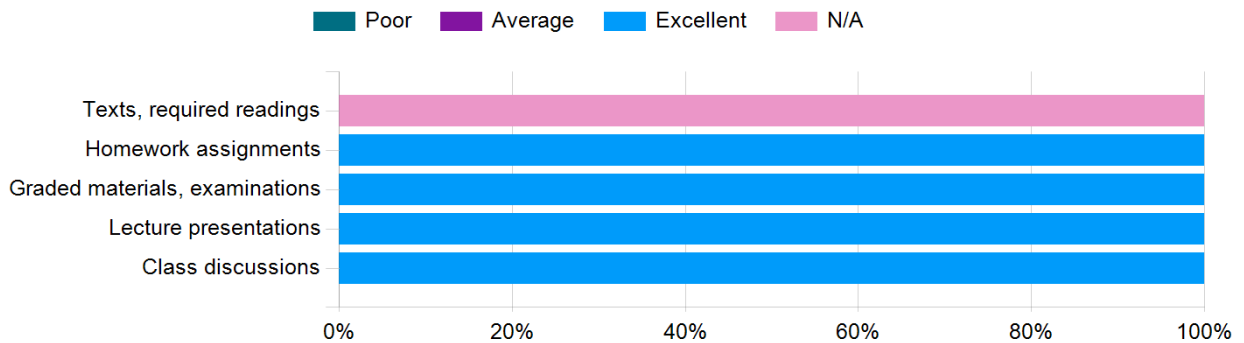
Statistics	Value
Invited Count	3
Response Count	1
Response Ratio	33.33%
Mean	3.00
Median	3.00
Mode	3
Standard Deviation	N/A

### 5. Class discussions



Statistics	Value
Invited Count	3
Response Count	1
Response Ratio	33.33%
Mean	3.00
Median	3.00
Mode	3
Standard Deviation	N/A

### Your View of Course Characteristics:



## Your View of Course Characteristics:

1 - Poor, 2 - Average, 3 - Excellent

	Enrolled	Response Rate	Mean	Median	Mode	SD
Texts, required readings	3	0.00%	NRP	NRP	NRP	NRP
Homework assignments	3	33.33%	3.00	3.00	3	N/A
Graded materials, examinations	3	33.33%	3.00	3.00	3	N/A
Lecture presentations	3	33.33%	3.00	3.00	3	N/A
Class discussions	3	33.33%	3.00	3.00	3	N/A

## Comments

Please identify what you perceive to be the strengths and weaknesses of this instructor and course. (maximum 5000 characters)

### Comments

Dr. Jewitt is an excellent professor. He is dedicated to ensuring the material is easy to understand and relevant. The homework assignments were great extensions of the lectures, and the course material itself was presented in a very clear, organized manner. Overall, I learned a lot and will be taking more courses from him in the future.